

# Limelight

Tile & Ceramics

2019



# CONTENTS

Limelight Tile & Ceramics works with architects, designers, & clients to provide a truly custom product.



## 4-5

### About Limelight

Learn more about Limelight Tile & Ceramics, our process, & why we are proud to be made in the USA!

## 20-23

### Custom Tiles & Murals

We love working with clients on custom projects to really bring your vision to life!

## 6-7

### The Process

See a detailed view of our production process.

## 24-57

### Our Tiles

View our beautifully hand-crafted tiles.

## 8-19

### Glaze Gallery

View our ever-expanding glaze line that currently has 600+ glaze options.

## 58-59

### Additional Details

Learn more about us, our achievements, & our ordering process.

# LIMELIGHT

## ABOUT US

We design & manufacture **custom ceramic tile**, architectural & decorative elements, for interior or exterior installations, in a large variety of glazes, patterns, & sizes. We can work with your plans & your budget. You can describe, or sketch what's on your mind, & we will work with you to bring your ideas to life. Otherwise, you may choose one of our existing tile designs, and just pick a glaze.

In the heart of Pittsburgh, Pennsylvania, our 25,000+ square foot building is home to our production facility & showroom. Here, we turn locally-sourced raw materials, into gorgeous tile that is **one-of-a-kind**, hand-carved, hand-glazed, & perfect for you!

**Limelight Tile & Ceramics** strives to be on top of all aspects of design, construction, and ceramics manufacturing. We invite you to call on us for high-quality, environmentally responsible, **unique, & durable solutions** for all of your projects.

### CONTACT US:

3101 SMALLMAN STREET  
PITTSBURGH, PA 15201

WWW.LIMELIGHTTILE.COM  
INFO@LIMELIGHTTILE.COM  
(412)904.4040



# THE PROCESS

Designed, Produced, & Distributed from Pittsburgh, PA



## STEP 1: Design & Inspiration

The creation of a sketch, or the client's inspiration, directly feeds into the development of a physical model. The model can then be hand-carved, or 3D printed, based on the client's preferences/needs.

## STEP 2: Mold Making

Limelight's Production Specialists then take the physical model and create a master mold. The master mold is then turned into a negative, that is able to be duplicated indefinitely, in order to be pressed.

## STEP 3: Pressing The Tile

From a 25 lb. block of raw clay, our production team cuts & compresses to an appropriate size, to be loaded onto one of our 30, 60, or 135-ton presses. After being pressed, the tiles are then hand-trimmed, including; custom cuts, bull-noses, and/or any other appropriate details you may desire. Carts of tiles are then loaded into our 26-hour dryer. This process allows us to expedite our lead time, while properly pulling the water out of the clay to prepare for bisque fire.



## STEP 4: Bisque Fire

Tiles are loaded by our production team into a bisque firing kiln. By twice firing the tiles, they become ceramic, and are less susceptible to damage from both handling & glaze defects.

In order to expedite sample requests, we often press extra of tiles from our line and take them through the bisque stage. This allows us to get accurate samples to clients as often as possible.

## STEP 5: Glaze

All of our glazes are mixed in-house by our Production Specialists. All of our glazes are created from scratch. Trays of tiles are then carefully hand-sprayed & weighed to check for consistency. We also offer glazed edges, so your project has a perfectly finished look. On rare occasions, we utilize other methods, such as brushing, or dipping to apply the glaze. The bottom edges of the tiles are checked for excess glaze, then loaded onto their shelves for glaze firing.


## STEP 6: Glaze Fire

The tiles are fired for a second time, dependent on the clay body & glaze chosen. Typically, the heat reaches just under 2200° F. The high temperatures will cause the glaze to go through chemical changes, and it will bond to the tile to create a final product.

## STEP 7: Packaging & Shipping



Each tile is inspected & hand-packed by our team to be shipped to the client to complete a beautiful installation.



# CRAFTSMAN GLAZES



Our glaze line is always expanding, for additional glaze options please visit:  
[www.limelighttile.com](http://www.limelighttile.com)









130801-03 130801-1306 130601-0903 130701-1203 130701-03 130701-000603



130701-000903 130702-000903 130601-0601 130802-03 130803-03 130901-005003



130601-1303 130702-03 130602-1303 130703-03 130705-03 130704-03



130702-1203 130702-000603 130602-0903 130603-1303 130804-03 130901-03



130603-0703 130801-0301 130901-00575003 130805-03 130902-005003 131501-05



470801-03 470801-1306 470601-0903 470701-1203 470701-03 470701-000603



470701-000903 470702-000903 470601-0601 470802-03 470803-03 470901-005003



470601-1303 470702-03 470602-1303 470703-03 470705-03 470704-03




470702-1203 470702-000603 470602-0903 470603-1303 470804-03 470901-03



470603-0703 470801-0301 470901-00575003 470805-03 470902-005003 471501-05

# LOW-FIRE WHITE GLAZE GALLERY




Our low-fire glazes are perfect for an interior wall tile.  
There are so many beautiful, vibrant options to choose from.  
If you do not see what you are looking for,  
we do have the ability to create custom glazes as well.

# HIGH-FIRE WHITE GLAZE GALLERY



# LOW-FIRE RED GLAZE GALLERY





## CUSTOM MURALS

No two of these ceramic tiles are the same. This homeowner wanted the city of Pittsburgh as the inspiration for their kitchen back-splash. Utilizing a collaboration of the homeowner, their designer, & Limelight's Production Team, the final product features grout lines that represent roadways, carvings that show the infamous three rivers, & custom compasses that pull panels aside to reveal additional storage. The glaze was custom color matched, to perfectly complement their counter-tops.



# CRAFTED TILES. CUSTOM PALETTE. CREATED FOR YOU.



While we have our own line of tiles, our true passion is helping you, or your client, create exactly what they are looking for! We take your vision from a sketch, to production, to final product, & we are here every step of the way.

# SPECIALTY TILES



Large Bookmatched




Small Bookmatched



LARGE  
BOOKMATCHED

4"X6"



SMALL  
BOOKMATCHED

3"X4"

Our Bookmatched tiles utilize two tiles that are a mirror image of each other, when used together, they provide a unique repeat pattern.



Chevron



### CHEVRON

Chevron is a mirror image tile, utilizing two different tiles to form a unique twist on a popular pattern.

Long-side: 8-1/4"  
Short-side: 3-1/2"  
10"x3" overall



Convex/Concave




### CONVEX/CONCAVE

Convex & Concave are two tiles that can be used together, or on their own, to give you many varied appearances & options.

2-3/4" at the narrowest point  
3-3/4" at the widest point

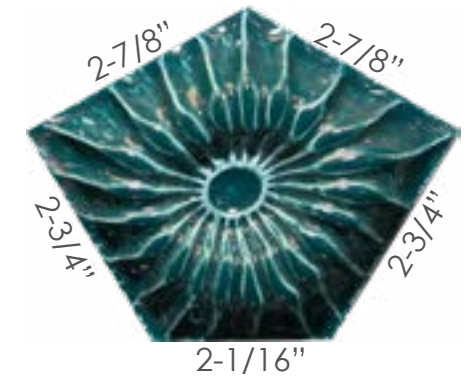


Coral



### CORAL

Coral is a dramatic, hand-carved sculptural ceramic wall tile. This five sided geometric tile emulates its namesake, Coral, & it's textures allow for unique glaze effects in the highs & lows of the tile.



3x6 Bevel




### 3x6 BEVEL

A sharp edge on a classic subway tile, with just enough detail to show off one of our beautiful Craftsman Glazes.

3" x 6"



Craterfield



### CRATERFIELD

Inspired by the universe, this all over pattern of soft, spherical dimples can evoke the moon's surface, raindrops on sand, or playful bubbles.

5-1/2"x5-1/2"



Crater 1 & Crater 2 with  
Craterfield



### CRATER 1 & CRATER 2

Two different crater options that can be used on their own, or together, to work as a great compliment to 'Craterfield.'

5-1/2"x5-1/2"



Dimple



### DIMPLE

A classic, industrial-inspired pattern of nine aligned circles.

5"x5"



Fishscale




### FISHSCALE

Different from any other fishscale design. Our Fishscale tile has a three dimensional blueprint, and multiple pattern layouts.

Top to tail: 4-1/4"  
Left to Right: 4-3/4"



Flow




### FLOW

This mirror image tile creates numerous wave illusions (dependent on layout). Shown, is a hand-painted design (left), and a solid glaze (right).

9" x 4-3/4"



Fluted



### FLUTED

Fluted can be laid out in two different patterns, with just a quarter turn of the tile.

4" x 4"



Marble Tailfeather




### MARBLE TAILFEATHER

Marble Tailfeather can be offset to create wavy grout lines, or lined up to create the illusion of a waterfall.

9-1/2" x 4-3/4"



Pillow




### PILLOW

A beautiful mounded square that works well with a single glaze, or multiple glazes.

2-1/2" x 2-1/2"



Pinwheel



### PINWHEEL

These mirror image tiles can be rotated to allow for numerous pattern layout options.

3.75"x3.75"



Quadrille



### QUADRILLE

Quadrille features graduated pearl-shaped accents, emerging from a soft tuft in the center toward each corner. Grouped together, the full pattern repeat reveals one round button which is formed by the four corners coming together.

3.75"x3.75"



Honeycomb



### HONEYCOMB

An intriguing tile formed with distinct thumb-print shaped. Works great with custom cuts & glazed edges, to create a truly custom finished project.

8-1/2" x 8-1/2"



Leaves



### LEAVES

By using the Leaves field, trim, & corner tiles, you can create a beautifully framed repeat.


Field: 3-3/4"x3-3/4"

Trim: 2" x 8"

Corner: 2" x 2"



Rivet



## RIVET

A perfect industrial vibe that has multiple trim options to complete the look.

Rivet Field: 6" x 6"

Rivet Border 1: 2" x 6"

Rivet Border 2: 2" x 6"

Rivet Pencil Trim: 1-7/8" x 6"

Rivet Corner: 2" x 2"



Quanta



## QUANTA

Quanta is a soft-edged square with 4 slightly different circular impressions that can easily be hand-painted with accent colors.

3" x 3"



Wood Tailfeather



Stingray



### WOOD TAILFEATHER

A whimsical twist on our traditional Tailfeather tile that gives the illusion of bark on a beautiful old tree.


9-1/2" x 4-3/4"



### STINGRAY

An organic-shaped directional tile that emulates the beautiful sea creature, the stingray. Perfect for a bathroom, pool, or vacation spot!

4-1/2" x 4-1/2"



Wavy




Ivy



### WAVY

Dependent on orientation, Wavy can give the illusion of falling or flowing water.

6" x 6-1/2"




### IVY

An enchanting repeat that provides an aesthetically pleasing, vine-like image.


5-3/4" x 5-3/4"

CORPORATE BRANDED TILES





## PORCELAIN TILES



**Limelight Tile & Ceramics** is an official licensee of **Homer Laughlin China Company™**, the maker of **FIESTA® Dinnerware**. **Limelight Tile & Ceramics** has designed, produced, and is selling a line of porcelain tiles that embrace the iconic style of **FIESTA® Dinnerware**. Not only can FIESTA® Porcelain Tiles be used as a colorful back-splash or accent wall, but now you can create your own custom FIESTA® Porcelain Tile Artwork!




Collections include:  
3x6 Collection, 6x6 Collection, 4x8 Collection, & Circle & Cross Collection  
FIESTA® Dancing Lady Tile available in 6x6 & 8x8  
Trim sizes available in 2x6 (with 2x2 Corner) & 3x8 (with 3x3 Corner)

FIESTA® is a registered trademark of THE HOMER LAUGHLIN CHINA COMPANY™. Photographs, Illustrations, and specifications are based on current product information at the time of publication. The right is reserved to make changes at any time without notice.



## LIMELIGHT BASICS

2" x 2"	Diamond
2" x 4"	
2" x 6"	
3" x 3"	8" Hexagon
3" x 6"	
3" x 9"	
3" x 12"	Plus Sign (+)
4" x 4"	
4" x 8"	
5" x 5"	Right Angle
5" x 10"	
6" x 6"	
8" x 8"	Triangle (4-1/2" legs)



### Additional Specialty Details:

- Trim & Corner options available.
- Bull-nose, Custom Cuts, & Glazed Edges available for additional fee, upon request.

\*Measurements allow for 1/8" grout.


\*Shape, texture, color, & size variation are inherent characteristics of hand-crafted tile. Once properly installed, the beauty of this hand-crafted product is enhanced by such variation.

\*Pricing & availability of tiles & glazes are subject to change.

\*We recommend adding 10-15% additional tile to your order to allow for cuts, losses, etc.

# Extruded Series



Available in 3"x9" (additional sizes may be available - call for availability)  
Limited glaze options shown below:





## EXTRUDED SERIES: 3X9

Shorter lead-time, recycled clay, hand-crafted tiles at an affordable price point - starting at \$16/SF.



# ADDITIONAL DETAILS

Limelight Tile & Ceramics is very proud to say that our tiles are designed, manufactured, and distributed from our facility in Pittsburgh, PA. We also source as many of our materials as locally as possible as well. We take serious pride in being Made in the USA and hope that is of added value to our customers.



### CREDITS:

Rendering on page 2 & 26 by Tim Davis.

Tiles designed by Shari Lynn Bennett included on pages 26-49.

Photography of Bevel 3x6 on page 28 & 60 provided by Craig Thompson Photography.



In 2016, Limelight Tile & Ceramics was awarded Small Manufacturer of the Year from the Pittsburgh Business Times. It was an honor to even be included in this group of local manufacturers, and we were proud to highlight our business & process with such experienced industry professionals.

# DECLARE LABEL

Through producing and sourcing as locally as possible, Limelight Tile & Ceramics is able to certify that some of our products qualify for the Declare Label.

The Declare Label is listed through the International Living Future Institute & is “The nutrition label for products.” The Declare Label certifies that a product is “Red List Free” and provides transparency of materials included in a product.

While we have only gone through the process with two of our products (Honeycomb & Convex/Concave), depending on the glaze chosen, we are confident that other tiles could qualify for the Declare label as well.



# ORDER PROCESS:

Contact us at (412)904-4040 or info@limelighttile.com.

Due to the nature of our production process, each order is pressed & glazed to order - therefore, we do have a \$2500 minimum for field tile (trim & corners not included). For orders under \$2500, a \$500 setup fee will apply (not to exceed the \$2500 minimum).

We typically operate on a 6-8 week lead-time. This can change dependent on our production schedule. We appreciate if you express that you have a specific deadline in mind. Please note: Custom orders should allow for a longer lead-time if you have a custom design or custom glaze.

A 50% deposit is required to begin production on all orders.

Dependent on the clay body chosen, shrinkage of tiles can vary slightly. Once the clay body is chosen, we can give you more accurate measurements.

We always recommend adding 10-15% additional tile to allow for cuts, losses, etc.

Our tiles/square foot estimates are based off of the allowing for a 1/8” grout.

Shape, texture, color, & size variation are inherent characteristics of hand-crafted tile. Once properly installed, the beauty of the hand-crafted tile is enhanced by such variation.

Contact us for information regarding sizes, pricing, samples, & more.



3x6 Bevel